

VISHWA BHARATI PUBLIC SCHOOL



GHAZIABAD

SCHOOL PHONE NO: 9958099753



SESSION :2023-24

LKG WORKPLAN

*If four things are followed- having a great aim,
acquiring knowledge, hard work and perseverance-
then anything can be achieved...*

Dr. A.P.J. Abdul Kalam

The major objectives of the work plan are-

- ❖ **to give children play based learning opportunities.**
- ❖ **to ensure smooth transition to formal school by developing necessary readiness in all curricular areas of learning.**
- ❖ **to develop the fine/gross muscle and eye- hand co-ordination.**









PHONIC SOUNDS (A-Z)

ALPHABET

PHONIC SOUND

VOCABULARY

A a says	ऐ		APPLE
B b says	ब		BALL
C c says	क		CAT
D d says	ड		DOLL
E e says	ए		ELEPHANT
F f says	फ		FLOWER
G g says	ग		GRAPES
H h says	ह		HUT

I i says	इ		IGLOO
J j says	ज		JUG
K k says	क		KING
L l says	ल		LION
M m says	म		MANGO
N n says	न		NEST
O o says	ओ		OWL
P p says	प		PENCIL
Q q says	क		QUEEN

R r says	र		RAT
S s says	स		SUN
T t says	ट		TOYS
U u says	अ		UMBRELLA
V v says	व		VAN
W w says	वॉ		WATCH
X x says	एक्स		X-MAS TREE
Y y says	य		YO YO
Z z says	ज़		ZOO

MORNING PRAYER

प्रार्थना

हे भगवान! हमें दो वरदान
पढ़ लिख कर हम बने महान
सारे जग में फैले नाम,
आए सदा हम देश के काम।

THANK YOU GOD

THANK YOU GOD FOR THIS NEW DAY
IN MY SCHOOL TO WORK & PRAY
PLEASE BE WITH ME ALL DAY LONG
IN EVERY STORY, GAME & SONG
MAY ALL THE HAPPY THINGS WE DO
MAKE YOU, OUR FATHER, HAPPY TOO.

PRAYER BEFORE FOOD

THANK YOU, GOD FOR
THE WORLD SO SWEET
THANK YOU, GOD, FOR
THE FOOD WE EAT
THANK YOU, GOD, FOR
THE BIRDS THAT SING
THANK YOU, GOD, FOR
EVERY THING.





Conversation using simple sentences

GREETINGS & MANNERS





To develop good manners & etiquettes

- ❖ Wishing the teacher- Good morning/Good afternoon
- ❖ Wishing their parents- Good morning/Good afternoon/Good night
- ❖ Wishing their classmates
- ❖ Seeking permission
 - ✓ For drinking water- May I drink water
 - ✓ Going to toilet- May I go to the washroom
 - ✓ To ask questions- Excuse me
 - ✓ Usage of please /thank you/sorry



Monthly Workplan


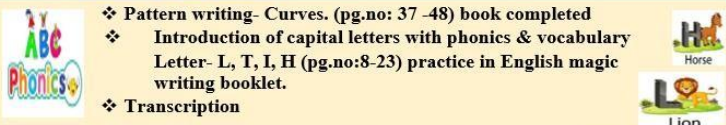



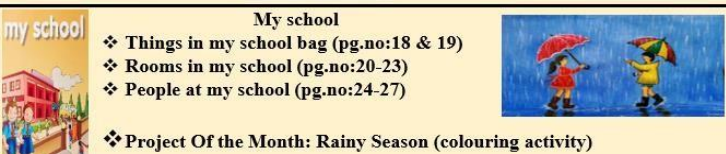


MONTH OF APRIL

1.		<ul style="list-style-type: none"> ❖ Introduction to patterns and lines <p>Standing lines & Sleeping lines (pg.no: 3- 15)</p> 
2.		<ul style="list-style-type: none"> ❖ Introduction to Basic Shapes <p>Circle, Triangle, Square, Rectangle (pg.no: 5- 8)</p> 
3.		<ul style="list-style-type: none"> ❖ My body parts (pg.no: 8 & 9) ❖ Greetings (pg.no: 79) ❖ Shapes (pg.no: 70 & 71) ❖ Colours (pg.no: 68 & 69) 
4.		<ul style="list-style-type: none"> ❖ Earth day <p>Activity- Children will plant a sapling.</p> <ul style="list-style-type: none"> ❖ Introduction to 1st term Hindi story <p>“चींटी और कबूतर”</p> 

MONTH OF MAY

1.		<ul style="list-style-type: none"> ❖ Revision of standing & sleeping lines. ❖ Introduction to Slanting Lines & Curves (pg.no:16-36) 
2.		<ul style="list-style-type: none"> ❖ Revision Of Basic Shapes ❖ Introduction to some more shapes <p>Star, Heart, Diamond & Crescent Shape (pg.no: 9- 14)</p> 
3.		<ul style="list-style-type: none"> ❖ Myself (pg.no: 7) ❖ My Clothes (pg.no: 10 & 11) ❖ Good Habits (pg.no: 76 -78) ❖ Project Of the Month: Summer Season (Craft activity) 
4.		<ul style="list-style-type: none"> ❖ Self-introduction (All about me) <p>The child will introduce himself/herself in 6-8 lines.</p> <p>The format will be shared by the class teacher.</p> <p>Introduce Yourself In English</p> 








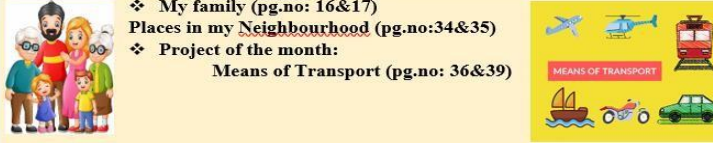


MONTH OF JULY

1.		<ul style="list-style-type: none"> ❖ Pattern writing- Curves. (pg.no: 37 -48) book completed ❖ Introduction of capital letters with phonics & vocabulary <p>Letter- L, T, I, H (pg.no:8-23) practice in English magic writing booklet.</p> <ul style="list-style-type: none"> ❖ Transcription 
2.		<ul style="list-style-type: none"> ❖ Pre-mathematical concepts. (pg.no:15-27) <p>big/small, long/short, tall/short, heavy/light</p> 
3.		<p>my school</p> <ul style="list-style-type: none"> ❖ Things in my school bag (pg.no:18 & 19) ❖ Rooms in my school (pg.no:20-23) ❖ People at my school (pg.no:24-27)  <p>❖ Project Of the Month: Rainy Season (colouring activity)</p>
4.		<ul style="list-style-type: none"> ❖ Shloka chanting <p>Shloka will be introduced by class teacher</p> <ul style="list-style-type: none"> ❖ Introduction to 1st term English story <p>“Unity is strength”</p> 

MONTH OF AUGUST

1.		<ul style="list-style-type: none"> ❖ Revision of letters done. ❖ Introduction to letters F, E, A, V, W, N & M with phonics & vocabulary. (pg.no: 24-51) ❖ practice in English magic writing booklet. ❖ Exercises in the book ❖ Transcription 
2.		<ul style="list-style-type: none"> ❖ Revision of pre- mathematical concepts ❖ Introduction of numbers 1-4 followed by Exercises. (pg.no: 28-45) 
3.		<ul style="list-style-type: none"> ❖ People in my neighbourhood (pg.no: 32 & 33) 
4.		<ul style="list-style-type: none"> ❖ Rakhi (Rakhi making activity) ❖ Independence Day (Flag making activity) ❖ Janmashtami (colouring & decorating a pot) 






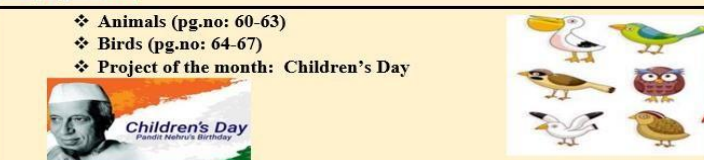


MONTH OF SEPTEMBER

1.		 <ul style="list-style-type: none"> ❖ Revision of letters done. ❖ Introduction to letters Y, X, Z, K with phonics & vocabulary. (pg.no: 52-65) practice in English magic writing booklet. ❖ Enhancement of listening & speaking skills. ❖ Exercises in the book ❖ Transcription 
2.		 <ul style="list-style-type: none"> ❖ Revision of numbers 1-4. ❖ Introduction of Numbers 5-7 (pg.no: 46-58) <p>Followed by Exercises & match numbers to objects.</p> 
3.		<ul style="list-style-type: none"> ❖ My family (pg.no: 16&17) ❖ Places in my Neighbourhood (pg.no:34&35) ❖ Project of the month: Means of Transport (pg.no: 36&39) 
4.		<ul style="list-style-type: none"> ❖ Story narration (1st term) 

MONTH OF OCTOBER











1.		 <ul style="list-style-type: none"> ❖ Revision of letters done. ❖ Introduction of letters D, B, P, R, C, O with phonics & vocabulary. (pg.no: 66-89) ❖ Exercises in the book. ❖ Enhancement of listening & speaking skills ❖ Transcription 
2.		 <ul style="list-style-type: none"> ❖ Revision of numbers 1-7. ❖ Introduction of Numbers 8-10 ❖ Follow up exercises will be done in the book. (pg.no: 59-79)
3.		<ul style="list-style-type: none"> ❖ Food (pg.no: 12-15) ❖ Fruits (pg.no: 48-51) ❖ Vegetables (pg.no: 52-55) 
4.		<ul style="list-style-type: none"> ❖ Dusshera (Stick puppet of Ravana will be made) ❖ Diwali (Craft activity related to festival) ❖ Introduction to 2nd term Hindi story. "शेर और खरगोश" 

MONTH OF NOVEMBER

1.		 <ul style="list-style-type: none"> ❖ Revision of letters done. ❖ Introduction to letters Q, G, U, J and S with phonics & vocabulary. (pg.no: 90-111) Completion of capital letters. ❖ Introduction to small letters u, l & t with phonics & vocabulary. (pg.no: 4-11)
2.		 <ul style="list-style-type: none"> ❖ Revision of numbers 1-10. (pg.no: 73-79) ❖ Introduction to numbers 11-17 (pg.no: 80-97)
3.		<ul style="list-style-type: none"> ❖ Animals (pg.no: 60-63) ❖ Birds (pg.no: 64-67) ❖ Project of the month: Children's Day 
4.		<ul style="list-style-type: none"> ❖ Show & Tell <p>(Child will speak few sentences about object shown by him/her)</p> 

MONTH OF DECEMBER

1.		 <ul style="list-style-type: none"> ❖ Revision of capital letters. ❖ Introduction of small letters- p, k, m, n, h, b, r, v, & w with phonics & vocabulary (pg.no:12-39) ❖ Enhancement of listening & speaking skills ❖ Exercises will be done. 
2.		 <ul style="list-style-type: none"> ❖ Revision of numbers done (1-17) ❖ Introduction of numbers 18-20 (pg.no: 98-108) ❖ Introduction to numbers 21-30 (in the Math's spiral printed note book)
3.		<ul style="list-style-type: none"> ❖ Rooms in my House (pg.no: 28-31) ❖ Flower (pg.no: 56-59) ❖ Project of the Month: Winter Season 
4.		 <ul style="list-style-type: none"> ❖ Introduction of Hindi (स्वर) Orals ❖ Recognition of स्वर अ, आ, इ, ई, उ, ऊ & related Vocabulary
5.		 <ul style="list-style-type: none"> ❖ Christmas Celebration ❖ DECORATION OF CHRISTMAS CORNER ❖ Introduction to 2nd term English story. "The Monkey & the capseller" 

MONTH OF JANUARY		
1.		<ul style="list-style-type: none"> ❖ Revision of capital letters. ❖ Introduction to small letters- o, e, c, a, d, g & q with phonics & vocabulary (pg.no:40-58) ❖ Exercises in the book. 
2.		<ul style="list-style-type: none"> ❖ Revision of numbers done (1-30) ❖ Introduction of numbers 31-40 
3.		<ul style="list-style-type: none"> ❖ Festivals (pg.no:40-43) ❖ National festivals (pg.no:44 & 45) ❖ Seasons (pg.no:46 & 47) ❖ Project of the month: Republic Day 
4.		<ul style="list-style-type: none"> ❖ Recognition of स्वर ए, ऐ & related Vocabulary. 
5.		<ul style="list-style-type: none"> ❖ Quiz <p>Questions will be asked related to EVS topics.</p> 

MONTH OF FEBRUARY		
1.		<ul style="list-style-type: none"> ❖ Revision of capital letters. ❖ Small letters s, f, j, x, y, z with phonics and vocabulary. (pg.no:59-80) ❖ Completion of small letters & Exercises in the book. ❖ Enhancement of listening & speaking skills. 
2.		<ul style="list-style-type: none"> ❖ Revision of numbers done (1-40) ❖ Introduction of numbers from 41-50 ❖ Sequence writing of numbers 1-50 followed by related exercises. 
3.		<ul style="list-style-type: none"> ❖ My Toys (pg.no: 72 & 73) 
4.		<ul style="list-style-type: none"> ❖ Recognition of स्वर ओ, औ, अं, अः & related Vocabulary. 
5.		<ul style="list-style-type: none"> ❖ Story narration (2nd term) 

MONTH OF MARH		
1.		<ul style="list-style-type: none"> ❖ Revision of writing in sequence of capital letters A-Z ❖ Revision of writing in sequence of small letters (a-z) 
2.		<ul style="list-style-type: none"> ❖ Revision of writing Numbers in sequence 1-50 ❖ Revision exercises will be done. 
3.		<ul style="list-style-type: none"> ❖ Revision Of All the Topics. ❖ Project of the month- Holi 
4.		<ul style="list-style-type: none"> ❖ Revision of Hindi (स्वर) Orals. 
5.		<ul style="list-style-type: none"> ❖ Class party 



EVS Questionnaire

EVS QUESTIONNAIRE FOR THE MONTH OF APRIL

My Body Parts

- Q1. Who am I? Boy/Girl
A1. I am a ____.
- Q2. Name five body parts?
A2. Head, legs, arms, eyes and nose.
- Q3. Which body part is used for hearing?
A3. Ears
- Q4. What helps you to breathe and smell?
A4. Nose
- Q5. What helps you to see?
A5. Eyes
- Q6. What helps you to taste food?
A6. Tongue



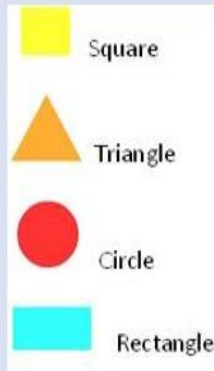
Colours

- Q1. Name the primary colours?
A1. Red, blue, yellow.



SHAPES

- Q1. Name four basic shapes?
A1. Circle, square, rectangle, triangle.



EVS QUESTIONNAIRE FOR THE MONTH OF MAY

CLOTHES

- Q1. Why do we wear clothes?
A1. We wear clothes to cover our body.
- Q2. Which type of clothes do we wear in summer season?
A2. Cotton clothes.
- Q3. Which type of clothes do we wear in winter season?
A3. Woollen clothes.
- Q4. What do we wear on a rainy day?
A4. Raincoat & gumboots.

GOOD HABITS

- Q1. What do you do when you get up in the morning?
A1. We brush our teeth & take bath.
- Q2. Do you comb your hair daily?
A2. Yes, I comb my hair daily.
- Q3. When do you cut your nails?
A3. I cut my nails once in a week with a nail cutter.
- Q4. Do you change your dress daily?
A4. Yes, I change my dress daily.
- Q5. How do you keep your hands clean when you go to play?
A5. I use a sanitizer.



SUMMER SEASON

- Q1. Which are the summer months?
A1. April, May & June
- Q2. How is the weather during the summer season?
A2. It's hot & dry.
- Q3. Which fruits do we eat in summers?
A3. Mango, litchi & water-melon
- Q4. What do we drink in summers?
A4. Cold water, juice, milk shake & cold drinks.



EVS QUESTIONNAIRE FOR THE MONTH OF JULY

MY SCHOOL

- Q1. What is the name of your school?
A1. The name of my school is Vishwa Bharati Public School, Noida.
- Q2. What do you carry in your school bag?
A2. Books, tiffin, water bottle & diary.
- Q3. Which are the various rooms in your school?
A3. Music room, art room, class room & activity rooms.
- Q4. Who are the people you see in the school?
A4. Principal, head mam, teachers, didi (maids), gardener & guards.

my school



RAINY SEASON

- Q1. What is rainy season?
A1. The season in which we have lot of rains.
- Q2. Which are the rainy months?
A2. July, August & September
- Q3. What do we see in the sky during rainy season?
A3. Thunder, lightning and rainbow.
- Q4. Which animals do we see in rainy season?
A4. Frog, snail, earthworms, dragonfly and peacock.
- Q5. How do we protect ourselves during rainy season?
A5. We wear raincoat, gumboots & use umbrella for protection.
- Q6. Which bird loves to dance in the rainy season?
A6. Peacock



EVS QUESTIONNAIRE FOR THE MONTH OF AUGUST

PEOPLE IN OUR NEIGHBOURHOOD

- Q1. Who are helpers?
 A1. Helpers are those people who support us in our work.
 Q2. Who gives us medicine when we are sick?
 A2. Doctor.
 Q3. Who guards our country?
 A3. Soldier
 Q4. Who stitches our clothes?
 A4. Tailor
 Q5. Who mends our shoes?
 A5. Cobbler
 Q6. Who cuts our hair?
 A6. Barber
 Q7. Who teaches you in the school?
 A7. Teacher
 Q8. Who fits taps and sinks?
 A8. Plumber
 Q9. Who fits light & fan?
 A9. Electrician
 Q10. Who drives the bus?
 A10. Driver
 Q11. Who flies an aeroplane?
 A11. Pilot
 Q12. Who sails the ship?
 A12. Sailor

INDEPENDENCE DAY

- Q1. When is Independence Day celebrated?
 A1. It is celebrated on 15th August every year.
 Q2. Who hoists the flag at Red Fort?
 A2. The Prime Minister of India hoist the flag.



RAKSHA BANDHAN

- Q1. Why do we celebrate Raksha Bandhan?
 A1. To show & celebrate the bond between brother & sister.
JANMASHTAMI
 Q1. Why do we celebrate Janmashtami?
 A1. It is the birthday of Lord Krishna.



EVS QUESTIONNAIRE FOR THE MONTH OF SEPTEMBER

PLACES IN MY NEIGHBOURHOOD

- Q1. Name few places in our neighbourhood.
 A1. -Hospital, school, market, bank & park.



MY FAMILY

- Q1. What is family?
 A1. Members who live with us in our home are our family.
 Q2. Who are the members in our family?
 A2. Grandparents, father, mother, brother, sister, aunt & uncle.



MEANS OF TRANSPORT

- Q1. Name the different modes of transport.
 A1. Land, water & air.
 Q2. Name four means of air transport.
 Ans. Aeroplane, helicopter, hot air balloon and rocket.
 Q3. Name four means of water transport.
 A3. Boat, ship, motor boat & submarine.
 Q4. Name four means of land transport.
 A4. Car, bus, train & autorickshaw.
 Q5. How many wheels does a scooter have?
 A5. Two wheels
 Q6. Name the vehicles which have three wheels.
 A6. Tricycle, rickshaw & autorickshaw.
 Q7. Which land transport runs on track?
 A7. Train & metro
 Q8. Which is the fastest means of transport?
 A8. Aeroplane

EVS QUESTIONNAIRE FOR THE MONTH OF OCTOBER

FOODS

- Q1 Name some healthy food?
 A1. Milk, egg, rice, chapati, fruits & vegetables.
 Q2. Name some junk food.
 A2. Burger, pizza, French fries & cold drinks.
 Q3. Who grows food for us?
 A3. Farmer
 Q4. Name your favourite food.
 A4. My favourite food is-----.



FRUITS

- Q1. Name any five fruits?
 A1. Apple, mango, guava, orange & grapes.
 Q2. Which is your favourite fruit?
 A2. My favourite fruit is-----.



VEGETABLES

- Q1. Name five vegetables?
 A1. Potato, tomato, onion, brinjal & ladyfinger.
 Q2. Which is your favourite vegetable?
 A2. My favourite vegetable is-----.

DUSSEHERA

- Q1. Why do we celebrate Dusshera?
 Q1. We celebrate Dusshera to mark the victory of good over evil.
 Q2. Whose effigies do we burn on Dusshera?
 A2. Kumbhkaran, Meghnath & Ravana.



DIWALI

- Q1. Which is the festival of lights?
 Ans. Diwali



EVS QUESTIONNAIRE FOR THE MONTH OF NOVEMBER

ANIMAL KINGDOM



WILD ANIMALS

Q1 What are wild animals?

A1. Animals who live in the jungle & are dangerous are called wild animals.

Q2. Name five wild animals.

A2. Lion, tiger, elephant, giraffe & zebra.

Q3. Which wild animal is called the king of the jungle?

A3. Lion.

Q4. What are the teeth of an elephant called?

A4. Tusk.

Q5. Which is the fastest running animal?

A5. Cheetah.

Q6. Which wild animal carries its baby in a pouch?

A6. Kangaroo



PET ANIMALS

Q1. what are pet animals?

A1. Animals that live in our house are pet animals.

Q2. Name five pet animals?

A2. Dog, cat, parrot, rabbit & fish.

Q3. where do we keep fish at home?

A3. In an aquarium.

FARM ANIMALS

Q1. What are farm animals?

A1. Animals that live in the farm & are useful to us.

Q2. Name five farm animals?

A2. Horse, cow, pig, sheep & goat.

Q3. Which animals help us to carry load?

A3. Donkey, horse & camel.

Q4. What does sheep give us?

A4. Wool.

Q5. What does cow give us?

A5. Milk.

Q6. what does hen give us?

A6. Egg

WATER ANIMALS

Q1. What are water animals?

A1. Animals that live in the water.

Q2. Name five water animals?

Ans. Fish, octopus, starfish, seahorse & turtle.

Q3. Which is the largest water animal?

A3. Blue whale.

Q4. Name three animals who can live in water and land?

A4. Turtle, frog & crocodile.

BIRDS

Q1. Where do birds live?

A1. Nest

Q2. How can birds fly?

A2. Birds fly with wings.

Q3. Name two birds which can swim in water?

A3. Duck & swan

Q4. Name two flightless birds?

A4. Ostrich & penguin.

Q5. Name the national bird of India?

Ans. Peacock

CHILDREN'S DAY

Q1. Why do we celebrate children's Day?

Q1. It is birthday of Pandit Jawaharlal Nehru.

Q2. Why he was called Chacha Nehru?

A2. He was fond of children that's why He is called Chacha Nehru.



EVS QUESTIONNAIRE FOR THE MONTH OF DECEMBER

IN MY HOUSE

Q1. Name few things that we see in the kitchen?

A1. We see gas stove, microwave, fridge & utensils.

Q2. Where do we see a bucket and mug?

A2. Bathroom.

Q3. Name three things we see in the bedroom.

A3. Bed, pillows, bedsheet & quilt.

FLOWERS

Q1. Name the national flower of India?

A1. Lotus

Q2. Name five flowers?

A2. Rose, lotus, sunflower, marigold & jasmine.

Q3. Name two flowers that grow in water.

A3. Lotus & lily

Q4. Name the flower which always faces towards sun?

A4. Sunflower



WINTER SEASON

Q1. Which are the winter months?

A1. December, January & February.

Q2. How do you feel during winters?

A2. We feel cold.

Q3. What type of clothes do we wear during winters?

A3. Woollen clothes.

Q4. Name some winter clothes.

A4. Sweater, muffler, gloves & cap.

Q5. What do we like to drink during winters?

A5. Hot milk, tea, coffee & soup

Q6. Name three winter fruits & vegetables.

A6. Fruits are orange, apple & guava. Vegetables are peas, cauliflower & carrot.



EVS QUESTIONNAIRE FOR THE MONTH OF JANUARY

FESTIVALS & NATIONAL FESTIVALS

Q1. Name the National festivals of India?

A1. Independence Day, Republic Day & Gandhi Jayanti.

Q2. Name some festivals of India.

A2. Holi, Diwali, Eid, Guru Purab & Christmas.

National Festivals



SEASONS

Q1. Name different seasons.

A1. Summer season, rainy season, winter season & spring season.

Q2. Which season do you like?

A2. I like.....season.



REPUBLIC DAY

Q1. Which national festival we celebrate in the month of January?

A1. Republic Day

Q2. When do we celebrate republic day every year?

A2. 26th January

Q3. Name the National Anthem of India?

A3. Jana Gana Mana.....

Q4. Who addresses the nation on Republic Day?

A4. President of India.



EVS QUESTIONNAIRE FOR THE MONTH OF FEBRUARY

TOYS

Q1. Name some toys you play with?

A1. Bat & ball, teddy bear, car, building blocks & doll.

Q2. Name two board games?

A2. Ludo & Carrom board.

Q3. Name your favourite toy?

A3. My favourite toy is-----



EVS QUESTIONNAIRE FOR THE MONTH OF MARCH

HOLI

Q1. Which is the festival of colours?

A1. Holi

Q2. How do we celebrate Holi?

A2. We play with colours & like to eat gujia.



Monthly Rhymes

RHYMES FOR THE MONTH OF MAY

GOOD HABITS

Early to bed, early to rise
Wish good morning,
Wish goodnight.
Follow good habits,
Be a good child



CLOTHES

This is my jumper
These are my shoes
These are my trousers
They are blue
Gloves in my hand
Hat on my head
Look at my T-shirt,
It is red.



रसीला आम

देखो कितना आम रसीला,
खिलका इसका पीला-पीला।
लगता इतना राजा है,
आम फलों का राजा है।



सफाई अपनाओ

कड़ा कड़ेदान में डालो।
इधर उधर मत उसे उछालो।
सदा सफाई को अपनाओ।
सुन्दर अपना नगर बनाओ।



RHYMES FOR THE MONTH OF JULY

COME TO SCHOOL

Come to school just in time,
Go for prayer just in line,
Don't throw paper on the ground,
Give it to the teacher what is found.



RAIN

Rain on the green grass,
Rain on the tree
Rain on the rooftop but not on me,
It's Raining, It's Pouring,
The old man is sneezing
Achoo Achoo.....



वर्षा

टप-टप-टप-टप वर्षा हुई,
टप-टप-टप-टप वर्षा हुई,
बिजली चमक रही थी जम-जम,
पानी बरस रहा था छम-छम।
बादल करने लगे शोर,
पंख फैला कर नाचा मोर।



स्कूल बस

बस मेरी स्कूल जली,
और सब कुछ भूल जली।
बच्चे इसमें हए सवार,
पों-पों-सुन कर हए तैयार।
नीली पीली-रंगी वाली,
चलती जाती है मतवाली।



RHYMES FOR THE MONTH OF AUGUST

HELPERS

I am a tailor, Making clothes
Stitch, stitch, stitch
My needle goes.
I am a cobbler, Mending a shoe
Rat-tat-tat, It's just like new.
I am a policeman, I stand just so
Telling cars to stop & Telling cars to go.



बहना राखी लेकर आई

बहना राखी लेकर आई
रंगोली भी खूब सजाई
बोली भैया टीका कर दे,
जो मन चाहे खाओ मिठाई।



LOOK AT THE FLAG

Look at the flag
Look at the flag
Its orange, white & Green,
salute the flag
Salute the flag
And always
honour it.



हमारे मददगार

खट खट, खट खट खोलो! दृशवाला आया,
सबह सबह सेहत का खजाना, मैनेजर पर ही
है पाया।
खट खट, खट खट खोलो! डाकिया आया,
रंग बिरंगी बिट्टी लाया,
दूर बैठे नानी का संदेशा,
मैनेजर पर ही है पाया।
खट खट, खट खट खोलो आते मददगार,
हमारी मदद को तैयार,
उन सब से हम मीठा बोले,
वह करे हमसे कितना प्यार।



RHYMES FOR THE MONTH OF SEPTEMBER

STOP SAYS THE RED LIGHT



that is what they mean
All must obey them even the queen.

Stop says the red light
Go says the green
Change says the
yellow one
blinking in between.
That is what they say
&
that is what they mean
All must obey them even the queen.

मोटर कार

देखो मेरी मोटर कार,
चलने को है ये तैयार।
पों-पों का ये हाने सुनाती,
फिर आगे है बढ़ती जाती।
चूच, मुचू को ये,
सारे जग की सैर कराती।



MY FAMILY

This is my home.
Open the door, there you can see.
Mother, Father, Sister & Me.
Mummy & Papa are so much fun.
They are the best under the Sun.
Grandpa & Grandma are so jolly.
We are all a happy little Family.



रेलगाडी

छूक-छूक करती गाडी आई,
आगे से मत जाना भाई।
काला काला धुआं उड़ाती,
भूक भूक भूक भूक, शोर मचाती।
गाडी आई, गाडी आई।
छूक छूक करती गाडी आई।



RHYMES FOR THE MONTH OF OCTOBER

VEGETABLES

Tomatoes & Carrots,
Cabbage and Beans
Look so yummy,
All red & green
So little children,
Eat them everyday
To make you grow,
Strong and gay.



आलू बोला मुझको खा लो।

आलू बोला मुझको खा लो,
मैं तुमको मोटा कर दूंगा।
प्राक बोली मुझको खा लो,
मैं तुमको ताकत दे दूंगा।
गाजर, भिन्डी, बैंगन बोले,
अगर हमें भी खाओगे,
जल्दी बड़े हो
जाओगे।



FRUIT SALAD

5 red apples on the tree,
4 for you & 1 for me!
5 yellow bananas on the tree,
4 for you & 1 for me!
5 purple plums on the tree,
4 for you and 1 for me!
5 green pears on the tree,
4 for you and 1 for me!
5 orange apricots on the tree,
All for you & nothing for me.



DIWALI SONG

Twinkle, Twinkle Diwali light,
How you sparkle in the night,
Let's celebrate Diwali,
Everyone you & me
Twinkle, Twinkle Diwali light
Keep on shining oh so bright,
Twinkle, Twinkle Diwali light.



RHYMES FOR THE MONTH OF NOVEMBER

ONCE I SAW A LITTLE BIRD

Once I saw a little bird
come hop hop hop,
I cried "little bird
will you stop, stop, stop?
I was going to the
window to say
"How do you do?
But he shook his little
tail
And away he flew.



THREE LITTLE CATS

Three little cats Went out one day
Not for a walk & not to play,
They went to find some milk to drink,
Yes! they found some
Where do you think?
By every door a jug they found,
They lapped the milk
Without a sound.



बन्दर

यह देखो ये है बन्दर,
आ जाता है घर के अंदर
खाता और गिराता है,
लम्बी पूछ हिलाता है,
पेड़ों पर यह रहता है,
पढ़ने जाओ कहता है।



तोता है मैं तोता है

तोता है मैं तोता है,
हरे रंग का तोता है,
चोच मेरी लाल है,
सुन्दर मेरी चाल है,
सीट फल मैं खाता है,
जब-जब माली आता है,
पत्तों में छिप जाता है।



RHYMES FOR THE MONTH OF DECEMBER

ROOMS

In my bedroom, there is a bed
A sheet to cover and a pillow for my head
In the kitchen grab
a spoon & plate
Mummy's cooked
food!
Hmm It smells great!
In the living room
you can watch TV,
Read the newspaper
or have some tea.
Have a bath, brush
your teeth, wash your face
To do all this, bathroom is the place.



रंग बिरंगे फूल

रंग बिरंगे प्यारे फूल,
मुस्कुराते हैं त्वारे फूल।
कितना कामकाज इनका वन,
खींच पतल में सबका मन।
खसबू दर दर फैलाते,
जो भी देखे उसे लभाते।
फूलों जैसे तुम वन जाओ,
इस परती को खर्ग बनाओ।



FLOWERS

Flowers, Flowers everywhere,
Oh, they look so bright!
See them in many colours,
What a pretty sight!
Flowers have petals, in different
shapes & sizes.
Their sweet smell & colour, attract
bees & butterflies!



आई सरदी

मौसम बदला आई सरदी,
श्याम पहने मोटी वरदी।
ठंडी हवा जब जोर से चलती,
पिकी इसमें खूब ठिठुरती।
कान में मफलर, ऊपर कंबल,
रहना इससे खूब संभलकर।



RHYMES FOR THE MONTH OF JANUARY

SEASONS

Hurray! Hurray the rain has come!
Bring out the hot corn, won't you
have some?
Open your umbrellas, & wear your
raincoats,
Hurray! Hurray the winter has
come!
Bring out the hot soup, won't you
have some?
It's going to get foggy & very, very
cold!
Hurray! Hurray the summer has
come!
Bring out the cold drinks, won't
you have some?
Put on your hat, it's very, very hot!



झण्डा

देखो बच्चों झण्डा प्यारा
तीन रंगों का मेल है सारा
सदा रहे यह झण्डा उंचा
आकाश की रहे यह छूता।
कभी न करना इसका अपमान
झण्डा है देश की शान
बना रहे यह सदा महान
जय हिंद!



RHYMES FOR THE MONTH OF FEBRUARY

TOYS

I have a lot of favourite toys,
I can't choose just one.
I need to keep them all around
For different kinds of fun.
A book, a doll,
A drum, a ball,
And, of course, my teddy bear.
A wagon, a bike,
And finally, I like
The jack-in-the box sitting there.



मेरी गुड़िया

मेरी गुड़िया, मेरी गुड़िया।
हँसी खुशी की है ये पुड़िया ॥
मैं इसको कपड़े पहनाती।
इसको अपने साथ सुलाती ॥
ये है मेरी सखी सहेली।
नहीं छोड़ती मुझे अकेली ॥



RHYMES FOR THE MONTH OF MARCH

HOLI

Dum, dum, dum, holi has come
Red, yellow, green,
The colours fall on me.
Run, run, run away you run,
Here come the colours
From the water gun
Dum, dum, dum, holi has come
I like holi, its great fun!

होली आई

होली आई, होली आई
रंगों की बारिश आई।
होली आई, होली आई
खशियों की बौछार है लाई।
होली आई, होली आई
प्यार का उपहार है लाई।
होली आई, होली आई
मिल कर होली खेले भाई।



First Term Stories

1st TERM ENGLISH STORY

UNITY IS STRENGTH

Once upon a time there was a farmer.
He had three sons, they always fought with each other.
The farmer got a bundle of sticks & asked them to break it, but they failed.
Then he untied the bundle and asked them to break the sticks.
All of them could break it very easily.

MORAL: UNITY IS STRENGTH

FOLLOW UP ACTIVITY: children will be asked to bring bundle of sticks & with live demo they will understand the moral of the story.



1st TERM HINDI STORY

चींटी और कबूतर

एक समय की बात है पेड़ पर एक चींटी तालाब में गिर गई। उसी पेड़ पर एक कबूतर ने यह देख पेड़ से एक पत्ता तोड़ कर चींटी के पास फेंक दिया। चींटी फटाफट पर चढ़ गई और अपनी जान बचा ली। थोड़े दिन बाद एक शिकारी जाल लेकर पक्षियों को पकड़ने जंगल में आया। कबूतर की जान खतरे में देख चींटी ने शिकारी के पैरों पर जोर से काटा और शिकारी के चिल्लाने की आवाज सुनकर वह कबूतर उड़ गया और उसकी जान बच गई। दोनों ने एक दूसरे को धन्यवाद कहा।

शिक्षा- हमें एक दूसरे की मदद करनी चाहिए।

FOLLOW UP ACTIVITY: Discussion about how we help our family members & friends.



Second Term Stories

IIND TERM ENGLISH STORY

THE MONKEY & THE CAP SELLER



Once a cap seller was going to the market to sell his colourful caps. On the way he slept under a tree. Monkeys took all his caps & sat on the tree. He was very sad, got an idea. He threw his cap on the ground & all the monkeys copied him. He picked up all his caps & went away happily.

MORAL- We should not copy others.

IIND TERM HINDI STORY

शेर और खरगोश

एक जंगल में सारे जानवर मिल जुल कर रहते थे। एक बड़े शेर आया और जानवरों

को पकड़ कर खाने लगा। जानवर परेशान होकर शेर के पास गए।

‘हमने एक फैसला किया है’ - रोज एक जानवर अपना भोजन बन कर आएगा।

शेर खुश था। और जब खरगोश की बारी आई - उसने शेर से बोला

है- वह मुझे खाना चाहता था। शेर को गुस्सा आया - कौन है वो?

खरगोश उसे कुँए के पास ले गया-

शेर ने पानी में अपनी परछाई देखी।

वह क्रोध गया।

बेचारा शेर, पानी में डूब गया। सब जानवर नाचने लगे।

शिक्षा - हमें हमेशा सझबझ से काम करना चाहिए।

FOLLOW UP ACTIVITY: child will be asked about the character that inspired him & why?

