

VISHWA BHARATI PUBLIC SCHOOL

GHAZIABAD



SCHOOL NO:9958099753



SESSION:-2023-24

SKG WORKPLAN

*Education is the most powerful weapon
which you can use to change the world...*

Dr.A.P.J.Abdul Kalam

The major objectives of the work plan are-

- ❖ to give children play based learning opportunities.**
- ❖ to ensure smooth transition to formal school by developing necessary readiness in all curricular areas of learning.**
- ❖ to develop the fine/gross muscle and eye- hand co-ordination.**










PHONIC SOUNDS (A-Z)

ALPHABET

PHONIC SOUND

VOCABULARY

A a says	ऐ		APPLE
B b says	ब		BALL
C c says	क		CAT
D d says	ड		DOLL
E e says	ए		ELEPHANT
F f says	फ		FLOWER
G g says	ग		GRAPES
H h says	ह		HUT

I i says	इ		IGLOO
J j says	ज		JUG
K k says	क		KING
L l says	ल		LION
M m says	म		MANGO
N n says	न		NEST
O o says	ओ		OWL
P p says	प		PENCIL
Q q says	क		QUEEN

R r says	र		RAT
S s says	स		SUN
T t says	ट		TOYS
U u says	अ		UMBRELLA
V v says	व		VAN
W w says	वॉ		WATCH
X x says	एक्स		X-MAS TREE
Y y says	य		YO YO
Z z says	ज़		ZOO

Introduction

Of Vowels

a, e, i, o, u

Vowels

Vowel words with following sounds

a

ab- cab, tab,
ad- lad, pad
ag- bag, rag
am- dam, ham
an- can, man
ap- lap, cap
as- has
at- cat, bat
all- ball, call



e

ed- bed, led
eg- beg, leg
et- bet, set
en- ten, men
et- bet, let
ell- bell, fell



i

ib- rib, bib
ig- big, dig
in- fin, bin
id- lid, hid
it- hit, lit
ip- lip, sip
is- his
im- him, dim



o

od- rod, pod
og- log, fog
op- cop, top
ot- cot, lot
ox- ox, box



u

ub- cub, rub
un- fun, bun
ug- bug, tug
us- bus, pus
ud- mud, bud
up- up, cup
ut- hut, but



MORNING PRAYER

प्रार्थना

हे भगवान! हमें दो वरदान
पढ लिख कर हम बने महान
सारे जग में फैले नाम,
आए सदा हम देश के काम।

THANK YOU GOD

THANK YOU GOD FOR THIS NEW DAY
IN MY SCHOOL TO WORK & PRAY
PLEASE BE WITH ME ALL DAY LONG
IN EVERY STORY, GAME & SONG
MAY ALL THE HAPPY THINGS WE DO
MAKE YOU, OUR FATHER, HAPPY TOO.

PRAYER BEFORE FOOD

THANK YOU, GOD FOR
THE WORLD SO SWEET
THANK YOU, GOD, FOR
THE FOOD WE EAT
THANK YOU, GOD, FOR
THE BIRDS THAT SING
THANK YOU, GOD, FOR
EVERY THING.





Conversation using simple sentences

GREETINGS & MANNERS

To develop good manners & etiquettes

- ❖ Wishing the teacher- Good morning/Good afternoon
- ❖ Wishing their parents- Good morning/Good afternoon/Good night
- ❖ Wishing their classmates
- ❖ Seeking permission
 - ✓ For drinking water- May I drink water
 - ✓ Going to toilet- May I go to the washroom
 - ✓ To ask questions- Excuse me
 - ✓ Usage of please /thank you/sorry

Monthly Work plan

Month of April

1



ORAL—

1. Recognition and Vocabulary a-z
2. My phonic Reader Pg No 4 to 11

WRITTEN-

1. **Notebook**—1. Sequence writing from a-z
2. Patterns will be introduced for joining
Eg-



2



ORAL

1. Introduction to swar from अ to ए with pictures, vocabulary and sounds
2. Reading of 'Swar' from the textbook --- Pg. No. 2 to 5

WRITTEN-

1. **Workbook Part A-** a. Writing of 'Swar'— Pg No. 5 to 14



3



1. **Workbook**— a. Pre- mathematical concepts
Pg No. 6 to 19
b. Writing of numbers : 1—20
Pg No. 44 to 50



4



- Topic--**
1. Me and Myself Pg No. 4 to 10
 2. My Family Pg No. 15

Project of the Month-- Earth Day

Discussion on our earth, conservation of nature.
Children will be encouraged to plant more trees.
It will be followed by " Planting a Sapling " activity.



5

ACTIVITY OF THE MONTH

Self Introduction—All about me

Children will be encouraged to speak few lines about themselves
Eg- Name, Parents Name -----etc.



Month of May

1



ORAL---

1. Recognition and Vocabulary : a-z
2. My Phonic Reader--- Pg 12
3. Picture Description---Picture will be shown by the teacher in the class.

WRITTEN-

1. Notebook---Introduction to joining of letters.
2. My Phonic Reader---1.Circle and colour the vowels Pg No. 13
2.Phonic Sound Exercises Pg No.14,15

VOWELS

a e i o u

CONSONANTS

b c d f g h j
k l m n p q r s
t v w x y z

2



ORALS

1. Swar with pictures and phonetics continues from ऐ to अः
2. Reading from the textbook---Pg No. 6,7

WRITTEN

1. **Workbook Part A**-a. Writing of swar ---Pg No. 15 to 20 and 67
2. **Notebook** - a. सुलेख from अ to अः b. चित्र बनाओ
c. अक्षर लिखो d. खाली स्थान भरो
e. कुतलेख



3



1. **Notebook**--- Writing in sequence from 1 to 30
2. **Workbook** ---Pre-mathematical concept ---Pg No. 20 to 40



4



- Topic--**
1. Summer Season Pg No. 27
 2. Fruits Pg No. 54,55,56,60
 3. Vegetable Pg No. 57,58,59,61,62

Project of the Month-- Summer Season

-- Lemonade Making Activity will be done in the class,
for which the children will be guided by the teacher to make lemonade .



5

ACTIVITY OF THE MONTH

Month of July



ORAL—

1. Introduction to a vowel words
2. My Phonic Reader--- Pg No.16 to 21,23,24,25
3. Picture Description---Picture will be shown by the teacher in the class.
4. Sight words---in, on, at, it, so, if, to, and

WRITTEN-

1. **Notebook**— 1. Writing of a vowel words 2. Draw Pictures
 3. Name the Pictures 4. Make words
2. My Phonic Reader--- Read and Match Pg No. 22, 26

cab	mad	ram	rap
dab	pad	ban	sap
gab	rad	fan	tap
jab	sad	man	bat
lab	bag	pan	cat
nab	lag	ran	fat
tab	nag	tan	hat
bad	rag	van	mat
dad	sag	cap	pat
fud	tag	lap	rat
had	barn	map	sat
lad	ham	nap	vat

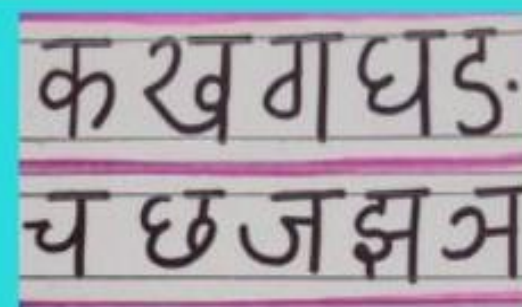


ORALS

1. Revision of Swar from अ to ञ.
2. Introduction to Vyanjan from क to र and recognition of letters with sound and vocabulary
3. Reading from the textbook Pg No 8 to 12

WRITTEN

1. **Workbook Part A-a.** Writing of vyanjan from (क से र)---Pg No.21 to 33
2. **Notebook** - अ. सुलेख - क से ञ



1. **Notebook** ---Introduction and writing in sequence of counting from 51-100
2. **Workbook**---Sequence writing of counting from 51-100 in workbook Pg NO. 73 to 79 ,90, 91, 92

1	2	3	4	5	6	7	8	9	10
11	12	13	14	15	16	17	18	19	20
21	22	23	24	25	26	27	28	29	30
31	32	33	34	35	36	37	38	39	40
41	42	43	44	45	46	47	48	49	50



- Topic**— 1. Food Pg No. 11,12,13,14
 2. Rainy Season Pg No. 28

Project of the Month— Rainy Season

---Paper Craft Activity on things we see or use in Rainy Season will be done in the class in which the teacher will guide the children to make the object.



ACTIVITY OF THE MONTH

Shloka Recitation

Teacher will practise a shloka in the class and later the children will recite it.



Month of August

1



ORAL---

1. Introduction to e vowel words
2. My Phonic Reader--- Pg No.27 to 35, 79
3. Picture Description---Picture will be shown by the teacher in the class.
4. Sight words---is , of , no , as, go , the

WRITTEN-

1. **Notebook**---
 1. Writing of e vowel words
 2. Draw Pictures
 3. Write Rhyming words for the given picture.
 4. Match word to its picture.
 5. Unjumble the words to make correct word.
 6. Dictation of e vowel words
 7. Sentences with e vowel words
2. My Phonic Reader--- Read and Match Pg No. 36,37



2



ORALS

1. Revision of vyanjan from क to ञ with sound and vocabulary
2. Introduction to Vyanjan from ष to थ - recognition of letters, vocabulary with sounds
3. Reading from the textbook---Pg No. -12 to 15

WRITTEN

1. **Workbook Part A** - Writing of vyanjan from ष से थ ---Pg. No. 34 to 42
2. **Notebook** -
 - a. सुलेख -क to ण
 - b. अक्षर पहचान चित्र बनाओ
 - c. खाली स्थान भरो
 - d. सुलक्षण



3




1. **Notebook** --- Backward Counting from 20 -1
2. **Workbook**---
 - a. Concept of more / less [Greater / Lesser] with objects, numbers and signs $>$ / $<$ / $=$. Pg No. 51 to 55 , 89
 - b. Recapitulation Exercise--- Page no 62 to 66
 - c. Backward Counting 20 -1---Page no 80 , 81

Greater than, less than & equal to



4



- Topic**---
1. National Symbols Pg No. 96
 2. Homes Pg No. 16,17,18

Project of the Month--- 1. Independence Day---Tricolour Paper Craft Activity
---The activity will be done under the supervision of the teacher and material will be intimated beforehand.



5

ACTIVITY OF THE MONTH

1. **Rakshabandhan** ---Rakhi Making Activity
 2. **Janamashtmi** --- Flute Making Activity
- Children will make a Rakhi and a Flute with the teacher in the class followed by a PPT.



Month of September

1



ORAL—

1. Introduction to i vowel words
2. My Phonic Reader--- Pg No.38 to 45
3. Picture Description---Picture will be shown by the teacher in the class.
4. Sight words--- he , she , has , was , her , him , are , you

WRITTEN-

1. Notebook--- 1. Writing of i vowel words 2. Name the pictures
3. Fill in the missing letter



2

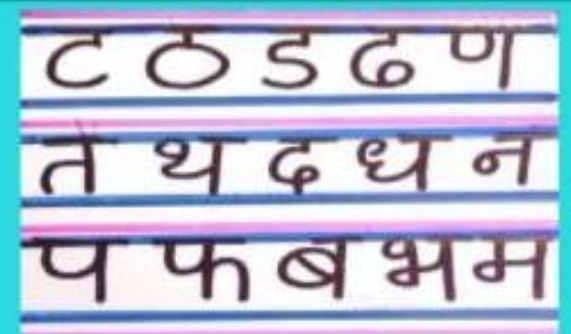


ORALS

1. Revision of vyanjan from ऋसेष with sound and vocabulary
2. Introduction to Vyanjan from नसेम – recognition of letters, vocabulary with sounds
3. Reading from the textbook Pg No. -16 to 18

WRITTEN

1. **Workbook Part A**—Writing of vyanjan from न to म—Pg. No. 43 to 50
2. **Notebook** – a. सुलेख from ऋ to म



3



1. **Notebook** --- Backward Counting from 50 -1
2. **Workbook**---Backward counting from 50-1 .
Page No. 82 to 85



4



- Topic--**
1. My School Pg No. 19 to 23
 2. Good Manners Pg No. 24,25,26
 3. Introduction to Gandhi Jayanti



5



English Recitation Competition

Children will recite a rhyme taught by the teacher.



Month of October

1



ORAL---

1. I vowel words continues through My Phonic Reader--- ---Pg No.46
2. Introduction to o vowel words through My Phonic Reader--- Pg No.49 to 52 ,54 to 57,79
3. Introduction to Blend Consonants My Phonic Reader--- Pg No. 73 , 74 , 75
4. Picture Description---Picture will be shown by the teacher in the class.

WRITTEN-

1. **Notebook**---
 1. Writing of o vowel words
 2. Circle the correct word
 3. Match the word to its picture.
 4. Sentences with o vowel words
 5. Dictation of I vowel words
2. My Phonic Reader (i vowel words)--- Read and Match Pg No. 47,48
3. My Phonic Reader (o vowel words)--- Read and match Pg No. 53 , 58 , 59

bob	bog	lop
cob	cog	mop
lob	dog	pop
mob	fog	top
rob	hog	cot
sob	jog	dot
cod	log	got
nod	mom	hot
odd	pom	jot
pod	bop	lot
rod	cop	not
sod	hop	pot

2



ORAL.

1. Revision of vyanjan from क to म with sound and vocabulary
2. Introduction to Vyanjan from व to ञ – recognition of letters, vocabulary with sounds
3. Introduction to संयुक्त अक्षर अ द इ
3. Reading from the textbook Pg No. -19 to 23

WRITTEN

1. **Workbook Part A** -a. Writing of vyanjan from व to ञ ---Pg. No. 51 to 66

संयुक्त व्यंजन

जब दो व्यंजनों के बीच कोई स्वर नहीं होता है तो उन्हें मिलकर लिखा जाता है इस प्रकार लिखकर जिसे मर व्यंजन संयुक्त व्यंजन कहते हैं।

क्ष = क + ष = अक्षय क्षत्रिय टक्षक

त्र = त् + र = मित्र छात्र त्रिशूल

ज = ज् + झ = जान जाज अजात

श = श् + र = अश आशम अश्वण

3



1. **Note-Book** - a. Write what comes after. Eg. 78 _____
 b. Write what comes before. Eg. _____ 56
 c. Write what comes in between Eg. 45 _____ 47
2. **Workbook**---Introduction to the concept of What Comes After / Before and In Between Page No. 56 to 61 ,86,87, 88



4



- Topic--**
1. Plant Life Pg No. 50 to 53 , 63
 2. Introduction to Dusshera
 3. Diwali Pg No. 46

Project of the Month-- 1. Plant Life—Seed Germination Activity
 ---The activity will be done under the supervision of the teacher and material will be intimated beforehand.



5



1. **Dusshera**— Raavan Making Activity
2. **Diwali**— Paper Craft Activity



Month of November

1



ORAL--

1. Introduction to u vowel words through My Phonic Reader--- Pg No. 60 to 66 , 68 to 71
2. Introduction to Diagraphs My Phonic Reader--- Pg No. 76 and 78 (r controlled)
3. Picture Description---Picture will be shown by the teacher in the class.

WRITTEN-

1. **Notebook**---
 1. Writing of u vowel words
 2. Draw Pictures.
 3. Write rhyming words for the given picture.
 4. Sentences with u vowel words
 5. Name the Pictures
 6. Unjumble the words to make correct words
 7. Dictation of o and u vowel words .



2. My Phonic Reader (u vowel words)--- Read and Match Pg No. 67, 72

2



ORAL

1. Revision of all swar and vyanjan with sound and vocabulary
2. Introduction to two letter words eg. अम फल कल नम
3. Reading from the textbook Pg No. -24 to 27

WRITTEN

1. **Workbook Part A**---a. Writing of संयुक्त अक्षर -Pg No.68
2. **Workbook Part B** ---a. Revision of swar and vyanjan ---Pg.No.5 to 9
b. Writing of two letter words ---Pg no. 10 to 16
4. **Notebook-** a. दो अक्षर के शब्द लिखो b. सही अक्षर को चिप से मिलाओ
c. वाक्य बनाओ



3



1. **Notebook**--- Sums of addition in different ways

a. $3+4=7$ b. $3+0=3$ c. 7

$$\begin{array}{r} +1 \\ \hline 8 \end{array}$$

2. **Work book**---Introduction to the concept of Addition (one digit numbers only)
Pg No. 96 to 105



4



- Topic**--
1. Means of transport --Pg No. 80 to 85
 2. Concept of Air & Water --Pg No. 86 to 92

Project of the Month---1. Air and water---The teacher will demonstrate the children about the same concept through experiments in the class.



5

ACTIVITY OF THE MONTH

Children's day celebration
Fancy Dress Activity will be held to celebrate the day.



Month of December


1



- ORAL---**
1. Introduction to articles *My Phonic Reader*--- Pg No. 80
 2. Introduction to Concept of in/on/under *My Phonic Reader*--- Pg No. 91
 3. Introduction to Concept of behind/in front of *My Phonic Reader*--- Pg No. 92
 4. Introduction to Concept of this/that and yes/no *My Phonic Reader*--- Pg No. 81 to 84
 5. Introduction to Concept of one/many *Phonic Reader*--- Pg No.85
- WRITTEN-**
1. **Notebook---**
 1. Write a/an for the given picture
 2. Write sentence for the giving picture using in /on/and
 3. Write one / many for the given pictures
 4. Make sentences with This/ That for the given pictures
 5. Answer the questions using This/ That for the given pictures




2



- ORAL**
1. Revision of two letter words
 2. Introduction to three letter words eg. कमल ,नगर, मटर
 3. Reading from the textbook---Pg No. -28 to 31
- WRITTEN**
1. **Workbook Part B** ---a. Writing of three letter words---Pg no. 17 to 23
 2. **Textbook** ---Recapitulation exercises for two /three letter words ---Pg No. 36 to 39
 3. **Notebook-**

a. तीन अक्षर के शब्द लिखो	b. सही शब्द भरो
c. वाक्य बनाओ	d. भुल्लेख (दो और तीन अक्षर के शब्द)

तीन अक्षर वाले शब्द



क + म + ल = कमल

3



1. **Notebook---**
 - a. Sums of subtraction in different ways

i. 7-4= 3	ii. 5-0= 5	iii. 7
		- 5
		2
 - b. Introduction of number names from 1-10
2. **Work book---**Introduction to the concept of Subtraction (one digit numbers only) Pg No. 108 to 118



4



- Topic--**
1. Winter Season Pg No. 30 and 32 to 37
 2. Festivals Pg No. 42,43,47,48,49
 3. Places of Worship Pg No. 44,45
 4. Introduction to Animal Kingdom
 5. Farm and wild Animals Pg 64 to 67
- Project of the Month--** Christmas
Children will be guided to make a Christmas Card under the guidance of the teacher.



5

ACTIVITY OF THE MONTH

Christmas and New Year Celebration
Children will be assisted to make the craft followed by the Class Party.



Month of January



ORAL---

1. Introduction to Concept of these/those My Phonic Reader--- Pg No. 89 , 90
2. Introduction to Concept of I/We of My Phonic Reader--- Pg No. 86
3. Sight words---who , what , when , then , they , why ,we ,have

WRITTEN-

1. **Notebook---**

1. Make sentences using These/ Those for the given pictures
2. Answer the questions using These/ Those for the given pictures
3. Make sentences using I/ We for the given pictures



ORAL

1. Revision of two/ three letter words
2. Introduction to four letter words eg अदरक, शरबत, करतब
3. Reading from the textbook---Pg No. -32 to 35

WRITTEN

1. **Workbook Part B** ---a. Writing of four letter words---Pg no. 24 to 30
2. **Textbook**---Recapitulation exercise for four letter words--Pg No. 40



1. **Work book---**

- a. Recapitulation of Number Names Pg No. 69 to 72 ,85
- b. Recapitulation of shapes Pg No. 121 to 124 , 131
- c. Introduction to time Pg No. 125, 126



Topic--

1. Water animals Pg No. 68, 69
2. All about Animals Pg No. 70 to 74
3. Introduction to birds ,animals and reptiles

Project of the Month-- Republic Day
 ---Tricolour Poster making activity will be done in the Class under the guidance of the teacher.



Show and Tell
 Children will be encouraged to speak about any object of their choice by showing it in the class.



Month of February

1



ORAL—

1. Introduction to Concept of he/she
2. Use of is/am / are through My Phonic Reader— Pg No. 87
3. Use has/have through My Phonic Reader— Pg No. 88
4. Introduction to action words through My Phonic Reader Page no. 95, 96
5. Recapitulation of all concepts through My Phonic Reader Page no. 93

WRITTEN-

1. **Notebook**—
 1. Make sentences using He/she for the given pictures
 2. Make sentences using It/You for the given pictures
 3. Make sentences using Has/Have for the given pictures
 4. Write sentences using the action words for the given picture
 5. Picture Composition
2. **My Phonic Reader**—
 1. Read ,write and colour the circle.Pg No. 94
 2. Action words--Match the correct pictures Page No. 97
 3. Myself---Page No. 98

Action Words



2



B. HINDI ORAL.

1. Revision of two/ three/ four letter words
2. Introduction to sentence writing
3. Introduction to चित्र वर्णन through the pictures provided by the teacher in the class.

WRITTEN

1. **Workbook Part B** ---Writing of sentences with two/ three/four letter words ---Pg no. 31 to 38
2. **Notebook-**
 - a. चार अक्षर के शब्द लिखो
 - b. श्रुतलेख (चार अक्षर के शब्द)
 - c. चित्र देखकर वाक्य बनाओ



3



1. **Notebook**—
 - a. Read the clock and write the time.
 - b. Read the time and draw the hour hand of the clock.
 - c. Introduction to days of the week
2. **Work book**—
 - a. Recapitulation of concept of time Pg No. 130
 - b. Introduction to Indian Currency Pg No. 127 , 128
 - c. Introduction to measurement instruments Pg No. 12



4



- Topic--**
1. Spring Season Pg No. 31
 2. Our Helpers Pg No. 75 to 79
 3. Calendar Days and Months Pg No. 38 to 41
 5. Visual Skills Pg No. 93 to 95



5

ACTIVITY OF THE MONTH

Story Narration Activity

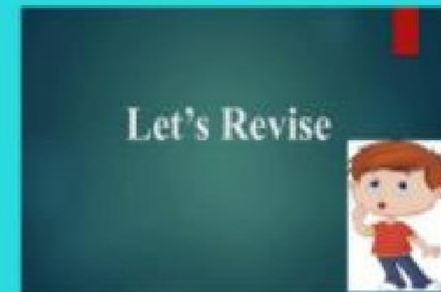


Month of March

1



Recapitulation of all the concepts done so far.



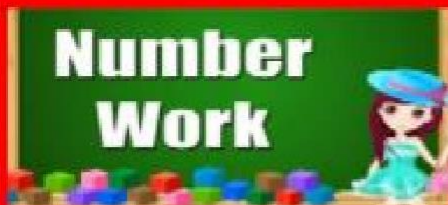
2



Workbook Part B—a. Revision of two/ three/four letter words exercises
--Pg No. 39 , 40, 41




3



Recapitulation of all the concepts done so far.



4



1. Introduction to Holi
Recapitulation of all the concepts done so far.



5



EVS Questionnaire

MONTH OF APRIL

ME AND MY FAMILY

- Q1. What is your name?
A1. My name is.....
- Q2. How old are you?
A2. I amyears old.
- Q3. What is your mother's name?
A3. My mother's name is.....
- Q4. What is your father's name?
A4. My father's name is.....
- Q5. What is your mother's mobile number?
A5. My mother's mobile number is.....
- Q6. What is your father's mobile number?
A6. My father's mobile number is.....
- Q7. What is your home address ?
A7. My address is.....
- Q8. Do you have a nuclear family or a joint family ?
A8. I have afamily .
- Q9. Name your best friends?
A9. My best friends are
- Q10. What is your favourite food?
A10. My favourite food is
- Q11. What do you want to become when you grow up?
A11. I want to become awhen I grow up.

BODY PARTS, HEALTH AND HYGIENE

- Q1. Name some body parts?
A1. Hands , legs , mouth , stomach , elbow etc.
- Q2. How many sense organs are there?
A2. There are five sense organs..
- Q3. Name the five sense organs?
A3. Eyes , ears , nose , tongue and skin.
- Q4. How do you use following sense organs :
1. Eyes ---I see with my eyes.
2. Ears---I hear with my ear.
3. Nose -I smell with my nose.
4. Tongue—I taste with my tongue.
5. Skin—I feel with my skin.
- Q5. Do you take bath daily ?
A5. Yes , I do.
- Q6. How many times do you brush your teeth?
A6 . I brush my teeth twice , early in the morning and at night before going to bed.
- Q7. How do you keep your body healthy?
A7. Exercise, fruits and green vegetables keep my body healthy.
- Q8. How often do you cut your nails?
A8. I cut my nails every week.

MONTH OF MAY

SUMMER SEASON

- Q1. Name the summer months.
Ans. The summer months are April, May, June.
- Q2. How do you feel in summer season?
Ans. We feel hot in summer season.
- Q3. When do you like to go out to play in summer?
Ans. We love to play in morning and evening time.
- Q4. What type of clothes do you wear in summer?
Ans. We wear light cotton clothes in summer season.
- Q5. What do we use to keep our house cool in summer season?
Ans. We use fans, coolers and ACs in summer season.
- Q6. Do you enjoy swimming in summer season?
Ans. Yes, we enjoy swimming in summer season.
- Q7. What do children enjoy eating and drinking in summer season?
Ans. Ice-cream , shakes ,lemonade etc
- Q8. Name the summer season fruits.
Ans. Mango, litchi, plum, pineapple, grapes, musk-melon and water-melon.
- Q9. Name the summer vegetables .
Ans. Lady finger and Gourds, bitter Gourd

FRUITS AND VEGETABLES

- Q1. Why do we eat fruits and vegetables?
Ans. We eat fruits and vegetables to make ourselves healthy.
- Q2. Which fruits have many seeds?
Ans. Papaya, water- melon, musk melon and apple.
- Q3. Which fruits have only one seed ?
Ans. Litchi, Mango and Cherry
- Q4. Which fruit has no seed ?
Ans. Banana
- Q5. Which fruit is green from outside and red from inside with black seeds?
Ans. Water- melon
- Q5. What is the taste of lemon?
Ans. Sour
- Q6. Name the vegetable which tastes bitter?
Ans. Bitter gourd
- Q7. Name the vegetables which are eaten raw.
Ans. Cucumber, onion, tomato, lettuce , radish and carrot
- Q8. Which vegetables contains lot of water?
Ans. Cucumber, Raddish

MONTH OF JULY

RAINY SEASON

- Q1. How many colours are there in a rainbow?
Ans. There are seven colours in a rainbow.
- Q2. Name the colours of rainbow.
Ans. Violet, indigo, blue, green, yellow, orange and red.
- Q3. How do you protect yourself when it rains?
Ans. By using raincoats, umbrella and gumboots.
- Q4. Which animal croaks when it rains?
Ans. Frog.
- Q5. In which season do we enjoy eating corns & mushroom?
Ans. Rainy season.
- Q6. Name the bird which likes to dance in rain.
Ans. Peacock.

FOOD

- Q1. What should we eat to keep ourselves healthy?
Ans. We should eat green vegetables , fruits , cereals , pulses and dryfruits to keep ourselves healthy.
- Q2. Name some milk products which make us strong and healthy.
Ans. Cheese , curd , butter , ghee etc.
- Q3. Should we eat junk food daily?
Ans. No , we should not eat junk food daily.
- Q4. What happens to us if we eat junk food daily?
Ans. We become fat and lazy.
- Q5. How much water should we drink daily?
Ans. We must drink 2 -3 litres of water daily.

MONTH OF AUGUST

OUR COUNTRY

- Q1. What is the name of our country?
Ans. The name of our country is India.
- Q2. What is our national language?
Ans. Our national language is Hindi.
- Q3. Which is the capital of India?
Ans. New Delhi is the capital of India.
- Q4. What is our National anthem?
Ans. Jana-Gana -Mana is our National Anthem.
- Q5. When do we celebrate Independence Day?
Ans. We celebrate Independence Day on 15th August.
- Q6. Who hoists the National Flag at Red fort on Independence Day?
Ans. The Prime Minister of India hoists the National Flag at Red Fort on Independence Day.
- Q7. Who is the present President of India?
Ans. Mr. Ram Nath Kovind is the President of India.
- Q8. Who is the Prime Minister of India?
Ans. Mr. Narendra Modi is the Prime Minister of India.
- Q9. Name National Festivals.
Ans. Republic day, Independence Day and Gandhi Jayanti.
- Q10. What are the colours of our national flag?
Ans. The colours of our national flag are saffron, white and green.
- Q11. What do the various colours of Indian Flag signify?
Ans. Saffron stands for Courage
Green stands for Prosperity
White stands for Peace and Truth

- Q12. What is the significance of Ashoka Chakra in the centre of the Flag?
Ans. Ashoka Chakra stands for Justice .
24 strokes of chakra stands for 24 hours of the day.
- Q13. Name the national animal?
Ans. Tiger is our national animal.
- Q14. Name our national bird?
Ans. Peacock is our national bird.
- Q15. Name the national flower?
Ans. Lotus is our national flower.
- Q16. Name the national tree?
Ans. Banyan tree is our national tree.

RAKSHABANDHAN AND JANMASHTAMI

- Q1. What does Rakshabandhan signify?
Ans. It signifies the bond of love between brother and sister.
- Q2. How do we celebrate Rakshabandhan?
Ans. Sister ties a rakhi on the wrist of her brother.
- Q3. Whose birthday is celebrated as Janamashtmi?
Ans. Krishna's birthday is celebrated as Janamashtmi.
- Q4. What were the favourite things of Lord Krishna?
Ans. Lord Krishna was fond of butter ,milk ,flute and peacock feather .

MONTH OF SEPTEMBER

MY SCHOOL

- Q1. What is the name of your school?
Ans. The name of my school is VISHWA BHARATI PUBLIC SCHOOL.
- Q2. In which class do you study?
Ans. I study in SKG ----- .
- Q3. What is the name of your Principal?
Ans. The name of my Principal is _____.
- Q4. What is the name of your Pre-Primary head?
Ans. The name of my Pre-Primary head is _____.
- Q5. What is the name of your class teacher?
Ans. The name of my class teacher is _____.
- Q6. Where does your teacher write in the class?
Ans. My teacher writes on greenboard/ whiteboard/blackboard.
- Q7. What do you use while writing in your notebook?
Ans. I use a pencil to write in my notebook.
- Q8. What do you keep in your school bag?
Ans. I keep books, school diary, and lunch box in my bag.

- Q9. Do you keep your class room clean?
Ans. Yes, I keep my class room clean.
- Q10. Where do you watch videos in your class?
Ans. I watch videos on smartboard.
- Q11. Do you have swimming pool in your school?
Ans. Yes, I have swimming pool in my school.
- Q12. What do you do in your art class?
Ans. I learn drawing and craft in my art class.
- Q13. Do you enjoy music and dance class?
Ans. Yes I do.
- Q14. How many times do you go for computer classes?
Ans. Twice a week.

MONTH OF OCTOBER

FESTIVALS

- Q1. What is the significance of Dusshera?
Ans. To mark the Victory of good over evil.
- Q2. Whose effigies are burnt on Dusshera?
Ans. Ravan, Kumbhkarn and Meghnad.
- Q3. Which festival is known as festival of lights?
Ans. Diwali
- Q4. How do we celebrate Diwali?
Ans. We decorate our homes by lighting diyas, making rangolis, wearing new clothes and exchanging sweets and gifts with our relatives and friends.
- Q5. Who is worshiped on Diwali?
Ans. Goddess Lakshmi and Lord Ganesha.

PLANT LIFE

- Q1. Name the important parts of a plant.
Ans. Roots, Stems, Branches, Leaves, Flower and Fruit.
- Q2. Name the important things plants need to grow?
Ans. Air, Water, Sunlight, and Soil.
- Q3. From where do roots get water and food?
Ans. Roots get water and food from the soil.
- Q4. Who carries water to the leaves?
Ans. Stem.

- Q5. Which part is known as a kitchen of the plants?
Ans. Leaves.
- Q6. How do plants grow?
Ans. Plants grow when we sow seed in the soil.
- Q7. What are very small plants called?
Ans. Herbs
- Q8. What are small plants called?
Ans. Bushes or shrubs
- Q9. What are big plants called?
Ans. Trees
- Q10. Name the plants that grows in water.
Ans. Lotus and lily.
- Q11. Name the things we get from plants.
Ans. Wood, paper, fruits, vegetable, cotton, gum, medicines etc.
- Q12. Name any two plants from which we get medicine?
Ans. Neem and Tulsi.
- Q13. Name the plant that has no leaves but thorns all over its stem.
Ans. Cactus

MONTH OF NOVEMBER

TRANSPORT

- Q1. How many types of transport are there?
Ans. There are three type of transport. Land transport, air transport and water transport.
- Q2. What is land transport?
Ans. Vehicles that move on road are called land transport like car, bus, truck, scooter etc.
- Q3. What is air transport?
Ans. Vehicles that move in air are called air transport like aeroplane, helicopter and hot air balloon etc.
- Q4. What is water transport?
Ans. Vehicles that move on water are called water transport like boat and ship etc.
- Q5. Which is the biggest vehicle on the road?
Ans. Truck
- Q6. Which vehicle runs on tracks?
Ans. Train and Metro.
- Q7. Which is the fastest means of transport?
Ans. Aeroplane is the fastest means of transport.
- Q8. Name two animal driven transport.
Ans. Horse cart and bullock cart.
- Q9. Who drives the bus?
Ans. Driver.
- Q10. Who flies a plane?
Ans. Pilot.
- Q11. Who sails the ship?
Ans. Sailor.
- Q12. Who runs the train?
Ans. Engine driver.
- Q13. What is under water boat called?
Ans. Submarine.

- Q14. Where do the planes land and take off?
Ans. Airport
- Q15. Which vehicles do not need fuel to run?
Ans. Bicycle and cycle-rickshaw.
- Q16. What do these traffic signals indicate – (Red, Yellow and Green)?
Ans. Red – stop Yellow – wait Green - go
- Q17. Where do the pedestrians cross the road?
Ans. The pedestrians cross the road on the Zebra crossing.
- Q18. Things to be kept in mind while driving?
Ans. We should wear helmet or seat belts while driving.

WATER & AIR

- Q1. What are the different sources of water?
Ans. Oceans, rivers, ponds, lakes, wells and rain.
- Q2. What is the colour of water?
Ans. It has no colour.
- Q3. What is the taste of water?
Ans. It has no taste.
- Q4. What is the shape of water?
Ans. It has no shape.
- Q5. What are the uses of water?
Ans. We use water for drinking, bathing, cooking, cleaning and watering the plants.
- Q6. Where is air?
Ans. Air is everywhere.
- Q7. Can you see air?
Ans. We cannot see air but we can feel it.
- Q8. Who all need air?
Ans. All plants, animals and we human beings need air to live.

MONTH OF DECEMBER

CHRISTMAS

- Q1 Whose birthday is celebrated as Christmas?
Ans. Lord Jesus birthday is celebrated as Christmas.
- Q2 When do we celebrate Christmas ?
Ans. We celebrate Christmas on 25th of December every year.
- Q3 Who distributes gifts to children on this day?
Ans. Santa claus

WINTER SEASON

- Q1 How do we feel in winter season?
Ans. We feel cold in winter season.
- Q2 Name the months of winter season ?
Ans. November, December and January
- Q3 What type of clothes do we wear during winter season?
Ans. We wear woollen clothes during winter season.
- Q4 Name the fruits we eat during winter season?
Ans. Apple, Orange, Guava and Grapes.
- Q5 What do we use to keep us warm during winter season?
Ans. We use heaters, blankets and quilts to keep ourselves warm.

MONTH OF JANUARY

REPUBLIC DAY

Q1. When is Republic Day celebrated?

Ans. On 26th of January.

Q2. Who takes the salute of the parade at Rajpath?

Ans., The President of India takes the salute of the parade at Rajpath on 26th January

ANIMAL KINGDOM

Q1. Name the different types of animals.

Ans. Wild animals, pet animals, domestic animals, water animals.

Q2. What do you mean by wild animals?

Ans. Animals which live in jungle and are dangerous are called wild animals like lion, tiger, giraffe, bear, fox, gorilla, hippopotamus etc

Q3. What do you mean by pet animals?

Ans. Animals which we can keep in our houses are called pet animals like dog, cat, rabbit, parrot, fish etc.

Q4. What do you mean by domestic animals?

Ans. Animals which we can keep in farms are called domestic animals like horse, cow, buffalo, goat, pig etc.

Q5. What do you mean by water animals?

Ans. Animals which live in water are called water animal like fish, dolphin, sea horse, starfish, octopus etc.

Q6. Name the fish which lives only in sea.

Ans. Whale / Shark

Q7. Name an intelligent fish which can whistle.

Ans. Dolphin

Q8. Which sea animal has eight legs?

Ans. Octopus

Q9. Name a water animal which look like a star.

Ans. Starfish

Q10. Name a tiny horse lives in water.

Ans. Seahorse

Q11. Which animal guards our house?

Ans. The dog guards our house .

Q12. Name the largest bird that lays the largest egg ?

Ans . Ostrich

Q13. Name the flightless water bird that lives in icy region.

Ans. Penguin

Q14. Name the smallest bird.

Ans. Humming Bird

Q15. Name the bird which sings

Ans. Nightingale

Q16. Which bird can see only at night and can also rotates its neck all around?

Ans. Owl

Q17. Animals and their babies.

1. A baby duck is called - Duckling

2. A baby dog is called - Puppy

3. A baby pig is called - Piglet

4. A baby frog is called - Tadpole

5. A baby cat is called - Kitten

6. A baby sheep is called - Lamb

7. A baby horse is called - Colt

8. A baby cow is called - Calf

9. A baby goat is called - Kid

10. A baby lion is called- Cub

Q18. Animals and their food.

a. Hen eats - grains and worms

b. Lion eats - meat

c. Deer eats - grass

d. Dog eats -bone

e. Rabbit likes to eat - carrot

f. Monkey likes to eat - banana

g. Elephant likes to eat - sugarcane

h. Cat likes to eat - rat and fish

Q19. Animals and their homes.

Hen lives in- coop

Cow lives in- shed

Rabbit lives in- burrow

Bee lives in- beehive

Spider lives in- web

Sheep lives in- pen

Lion lives in- den

Dog lives in- kennel

Monkey lives on- tree

Horse lives in- stable

Snake lives in- hole

Pig lives in - sty

MONTH OF FEBRUARY

OUR HELPERS

Q1. Who helps us when we are sick or hurt?

Ans .Doctor help us when we fall sick or we are hurt.

Q2. Who looks after our teeth?

Ans. Dentist

Q2. Who extinguishes fire ?

Ans. Firefighter

Q3. Who harvest crops ?

Ans. Farmer

Q4. Who cooks food in a restaurant?

Ans. Chef.

Q5. Who looks after our pets?

Ans. A Vet

Q5. Who keeps our neighbourhood safe ?

Ans. Security Guards

Q6. Who drives our buses ?

Ans. Driver

Q8. Who repairs our cars?

Ans. Car Mechanic

Q7. Who delivers us mail and packages/parcels?

Ans. Postman, Courier boys , Delivery boys

Q8. Who fights for our country?

Ans. Soldiers

Q9. Who collects garbage from our homes ?

Ans. Sweeper

Q10. Who maintains law and order in our city?

Ans. Policemen

Q11. Learn the numbers when we need help

Ans. 100 to call police

108 to call for health related problems

101 for fire .

MONTH OF MARCH

HOLI

Q1. Which festival is known as the festival of colours?


Ans. Holi

Q2. How do we celebrate Holi?

Ans. We celebrate by playing with colours, water guns, water balloons with friends and family.

Q3. When is Holi celebrated?

Ans. It is celebrated to welcome the spring.



Monthly Rhymes

MONTH OF APRIL



MY BODY PARTS

Shake your legs, stamp your feet,
Come on, come on and dance to the beat.
Wave your arm, and nod your head,
Now it's time to move ahead.
Touch your knees and touch your toes,
And let me see how it goes.

अच्छी बातें
रात को जल्दी सोना सीखो, सुबह जल्दी उठ जाना
अच्छा होता है भोजन को ठीक समय पर खाना।
ठीक समय पर करो पढ़ाई, ठीक समय पर खेलो,
अच्छी बातें जहां कहीं से मिलती है तो ले लो।



MY FAMILY

In my family all are nice
Gentle, brave, loving and wise
Grandpa gives money to keep
Grandma sings to make us sleep
Mama sets all things right
Keeps busy all the time
To his office papa goes
Whatever you ask he really knows
Early morning, we go for a walk
At dinner time we laugh and talk.



प्यारी घरती

आओ मिलकर कसम ये खाएँ,
अपनी घरती हरी बनाएँ |
घरती पर हरियाली हो,
जीवन में खुशहाली हो |
पेड़ घरती की शान है,
जीवन की मुस्कान है |
आओ पेड़ लगाएँ हम,
घरती को बचाएँ हम |



MONTH OF MAY

MANGO TREE

Shady green mango tree
Give me mangoes 1, 2, 3...
One for Papa, one for mummy
And the juicy one for me.



तपती बरती

तपती धरती बहा पसीना
हो गया अब मुश्किल जीना
खोजे पानी मैना रानी
कहीं है नैया ताल तलैया।
कहीं गए वो बादल काले
जो थे जल बरसाने वाले
बीछ रहे हैं, छीफ रहे हैं
झुंघर उधर सब भाग रहे हैं
हो गया अब मुश्किल जीना।

POWER OF VEGETABLES

Tomatoes make your cheeks red
Carrots make you jump ahead
Spinach makes you very strong
Peas make you dance along
Eat your vegetables everyday
This will make you happy and gay.



सब्जीयां

आलू बोला मुझको खालो,
मैं तुमको मोटा कर दूंगा |
पालक बोली मुझको खालो,
मैं तुमको ताकत दे दूंगा |
गोभी, मटर, टमाटर बोले,
गाजर, भिंडी, बैंगन बोले |
अगर भी खाओगे,
जल्दी बढ़े हो जाओगे |

MONTH OF JULY

RAINBOW

There is a rainbow in the sky,
Do you know how it comes by
Drops of water through sunlight
Gave the sky this pretty sight.
Seven colours can be seen,
Red, yellow, a lovely green,
Violet, indigo and blue.
There is an orange in it too
There is an orange in it too




इंद्रधनुष

लाल बैंगनी नीला पीला
देखो कितना रंग रंगीला
आसमान में आया कैसे
इंद्रधनुष छाया कैसे
देख हमें मुस्काता है यह क्यों
हाथ कभी ना आता है क्यों ?



Raindrops

Raindrops , raindrops
On the ground.
Raindrops , raindrops
Splash around !
Raindrops , raindrops
On the street,
Raindrops , raindrops
On my feet.
Raindrops , raindrops
On the tree,
Raindrops , raindrops
Not on me.



बरसात

गर्मी का जब अंत हुआ
बरसात का मौसम आया
मोर बाग में लगा नाचने
मेंढक भी टर्राया
हरियाली ने सभी दिशा में
अपना रंग जमाया
दूर पपीहे ने मस्ती में
पीहू पीहू गाया



MONTH OF AUGUST

BHARAT MATA

I am a soldier,
Guarding my country.
I am a sailor,
Guarding ocean and sea.
I am a pilot,

Protecting the blue sky
We love Bharat Mata
All the people cry



मेरा देश

मेरा देश सबसे प्यारा
सारे जग से है यह न्यारा
तीज त्योहारों का यह देश
हमको यह देता सदेश
प्रेम की राह अपनाओ
सदा आगे बढ़ते जाओ
यही हमारी शान है
भारत देश महान है

My FLAG

Three colours in the national flag
Saffron , white and Green
I would like to tell you
To me what they mean
Saffron is for courage
for people strong and brave
White is for purity
for peace which we crave
Green is for prosperity
for my country to grow
To be ahead of others
and never to be slow.



राखी

राखी आई राखी आई
हर जगह खुशियां हैं छ आई
बहनो से राखी बांधवाओ
माथे पर तिलक लगाकर
प्यार के दीपक तुम जलाओ
पैसे से ना तोलो प्यार
भाई बहन का है त्योहार

MONTH OF SEPTEMBER

WHAT WILL I BE

A little child in the class
To his teacher one day asked
Sir, will I be a teacher too
Kind and gentle just like you.
The teacher said with a smile
You will be better my dear child
Grow up well then work and see
What a good person you will be



मेरी किताब

कितनी प्यारी मेरी किताब
कितनी न्यारी मेरी किताब
लाल ,हरे, पीले चित्र वाली
जैसे क्यारी मेरी किताब
गीत सुनाती हमें किताब
कथा सुनाती हमें किताब
मजिल तक ले जाने वाली
राह दिखाती हमें किताब
दुनिया भर की बातें करती
हमको भाती खूब किताब ।

MONTH OF OCTOBER

A little seed

A little seed for me to sow
A little earth for me to grow
A little hole, A little pot
A little wish and that is that
A little sun ,A little shower
A little while
You can see a flower.



राजा राम

राम बड़े ही वीर थे, लड़ने में रणधीर थे
सीता उनकी रानी थी, भारत की महारानी थी
जाके रावण मारा था, दुश्मन को पछाड़ा था
हम भी राजा राम बनेंगे, बड़े बड़े हम काम करेंगे
बोलो राजा राम चंद्र की जय

MY SCHOOL

Come to school just in time
Go for prayer in a line
Don't throw paper on the ground
Give it to the teacher what is found
Learn good manners at ease
Say sorry, thank you, and please
Wash your hands before you eat
That will make you fit and neat.



मेरा स्कूल

कितना सुंदर है स्कूल
इसमें रंग-बिरंगे फूल
फूल सुहाने सबको भाते
उन्हें देखकर सब ललचाते
टीचर हमको पाठ पढ़ाती
नई नई बातें सिखलाती ।।



Green Around Us

Bushes thick, trees so tall
Creepers moving up the wall
Make our land lovely green
All around they can be seen
Plant them more
And help them grow
They giver fresh air ,
Do you know?



पेड़

अगर पेड़ भी चलते होते
कितने मजे हमारे होते
बांध तने में उनके रस्सी
चाहे जहां वहां ले जाते
जहां कहीं भी धूप सताती
उसके नीचे हम सुस्ताते
जहां कहीं भी वर्षा होती
उसके नीचे झट छिप जाते
लगती जब भी भूख अचानक
तोड़ मधुर फल उसके खाते
लगती जब भी भूख अचानक
तोड़ मधुर फल उसके खाते
आती कीचड़ बाढ़ कहीं तो
झट उसके ऊपर चढ़ जाते ।

MONTH OF NOVEMBER

MY LITTLE BICYCLE

I have a little bicycle
I ride to the shop
And when I see a red light
I know it's time to stop
I have a little bicycle
I ride it to the gate
And when I see a yellow light
I know it's time to wait.
I have a little bicycle
I ride it to and fro
And when I see a green light
I know it's time to go.



सड़क के नियम

सड़क पर चलो अपने बाएं
सड़क के नियम भूल न जाएं
स्कूटर, बाइक पर हेलमेट लगाओ
कार में बैठो सीट बेल्ट लगाओ
जीवन है बड़ा अनमोल
सड़क के नियम जाओ न भूल ।



BUS OR TRAIN

Take a bus or take a train
Take a boat or take a plane
Take a taxi or take a car
May be near or may be far
Take a spaceship to the moon
But be sure to comeback soon

बस

हर सड़क पर बाजारों में
जंगल पार पहाड़ों में
कहीं लाल है कहीं है नीली
किसी शहर में रंग रंगीली
कभी रुकती, कभी चलती
कभी दौड़ती कभी उछलती
बस में बैठ दूर में जाऊं
नानी से मिलकर
वापस आऊं ।



MONTH OF DECEMBER



Snowman

I am a little snowman
Short and fat
Here is my broom
And here is my hat
When it's cold outside
I like to play
But when the sun
Comes out, I melt away

सर्दी आई ।
सर्दी आई सर्दी आई
ठंड की पहने वर्दी आई
सब ने लादे ढेर सारे कपड़े
चाहे दुबले चाहे तगड़े
नाक सभी की लाल हो गई
सुकड़ी सब की चाल हो गई
सर्दी आई सर्दी आई
ठंड की पहने वर्दी आई ।

WINTER WINTER

Winter winter cold and ice
A mug of chocolate would be nice
Snow is falling soft and round
Snow is falling to the ground.
Snow is falling here and there
Snow is falling everywhere.



मेरी क्रिसमस

क्रिसमस आया क्रिसमस आया
बच्चों का है मन ललचाया
सैंटा क्लॉस आएं
नए खिलौने लाएं
सैंटा क्लॉस ने दी आवाज
सारे बच्चे आ जाओ पास
यीशु का यह दिन निराला
सबको करता है मतवाला ।।



MONTH OF JANUARY

WHAT DO THEY DO

Kangaroos hop, Horses run
Parrots fly and have some fun.
Snakes crawl, frogs can leap
Crocodiles swim in waters deep
Babies toddle, aeroplanes zoom
Trees grow and flowers bloom.
We all work in the day light
And go to sleep in the dark night



तोते राजा
तोते राजा तोते राजा
बात जरा सुन
इधर तो आ जा
बता कि तेरा क्या है नाम
कहां से सीखा राम-राम
हेलो भी तो गाता है तू
और सलाम बजाता है तू
कभी तू कहता वाहेगुरु
अच्छा अब तू हो जा शुरू
हिंदू मुस्लिम सिख इसाई
हिंदुस्तानी भाई भाई |



ANIMALS

Lots of animals come from eggs
Some with fins and some with legs
Some that chatter and some that cheep
Some that fly and some that creep
Some that slither and some that run
Some with feathers and some with none
Animals here , quite a few
Hatch from eggs and lay them too



चिड़ियाघर

घुमाने जब पापा ले जाएं
चिड़ियाघर की सैर करारं
भालू देखू , देखू बंदर
बाघ भी देखू पिंजरे के अंदर
पंखी कई मचाले शोर
कहीं पर तोता कहीं पर मोर
चीता भालू और है शेर
मांस के टुकड़े खाते डेर
क्यों यह सब दिखते उदास
क्या मम्मी पापा नहीं है पास |



MONTH OF FEBRUARY

HELPERS

Teacher, teacher what do you do
I teach reading and writing too
Doctor, doctor what do you do
I help when you are sick with cold or the flu
Firefighter, fire fighter what do you do
I help fight fire that might hurt you
Officer, officer what do you do
I help you stay safe in all that you do



HELPERS

A is for the artist
Who loves to draw and paint
B is for the baker
Who makes cakes , some very quaint
C is for the carpenter
Who builds with wood
D is for the dentist
Fixing a tooth that is not good.



मेरी मैट्रम

अ आ इ ई हमें पढ़ा कर
ज्ञान का दीप जलाती मैट्रम
सैर कराती दुनिया भर की
अच्छी बातें सिखाती मैट्रम
पर बैठे दुनिया दिखलाती
बिगड़ी बात बनाती मैट्रम



POLICEMAN

I am a policeman
With a star
I help people near and far
If you have a problem call on me
And I will be there
One, two , three.

MONTH OF MARCH

COLOURS OF HOLI

Blue is song to make you gay
Yellow is music to play
Red is love to give and share
Green is dance to do every where
Holi is a festival of all these colours
Lets play together with all the cheers.

होली

रंग बिरंगी होली आई
सब बच्चों में मस्ती छाई
सब मिलकर अब धूम मचाओ
रंग लगाओ नाचो गाओ
ले पिचकारी खूब चलाओ
हमदम हमदम
ढोल बजाओ ।



First Term Stories

बातूनी कछुआ

एक तालाब में एक कछुआ रहता था | वह बड़ा ही बातूनी था | सर्दियों में उस तालाब पर हंसों का एक जोड़ा आया करता था | कछुए की हंसों से गहरी दोस्ती थी | एक दिन कछुए ने उनसे कहा, “क्या आप मुझे इस बार अपने घर ले चलेंगे ?” |



दोनों हंसों ने तुरंत हामी भर दी | हंसों ने कछुए को सैर कराने का एक अनोखा तरीका ढूँढा | उन्होंने लकड़ी का एक टुकड़ा दोनों किनारों से अपनी चोंच से पकड़ लिया, फिर कछुए से लकड़ी के टुकड़े को बीच में से पकड़ने के लिए कहा | हंसों ने कछुए को कहा कि वह रास्ते में बिल्कुल ना बोले, नहीं तो वह गिर जाएगा |



आकाश में उड़ते-उड़ते कछुए ने नीचे की ओर देखा | उसे सभी चीजें छोटी-छोटी दिखाई दी |
था तो वह बातूनी, उससे ना रहा गया और बोल पड़ा | वहाँ इतना कहते ही वह नीचे गिर पड़ा |

सच ही है सूझबूझ से काम लेना चाहिए एवं अधिक बोलना हानिकारक होता है |

Bad Habits



There was a man. His name was Hari. He was worried about his son's bad habits. He took advice from a wise, old man.

The old man met the man's son and took him out for a stroll. They walked into the garden, and the old man showed the boy a small sapling and asked him to pull it out.

The boy did so with ease, and they walked on.

The old man then asked the boy to pull out a small plant. The boy did that too, with a little effort.

As they walked, the old man asked the boy to pull out the bush, which he did.

The next was a small tree, which the child had to struggle a lot to pull out. Finally, the old man showed him a bigger tree and asked the child to pull it out.

The child failed to pull it out even after trying several times, in different ways.

The old man looks at the boy, smiles and says, “So same goes with our habits, bad habits are like this tree very difficult to pull out”.

Moral:

As soon as you leave bad habits, you become good.

Post Activity:

-Discussion with children about -What they learnt from the story?

-Do they have any habit that they want to get rid of?

Second Term Stories

असली हकदार

एक दिन कुछ मधुमक्खियां अपना छत्ता लकड़ियां छोड़कर दूसरी जगह जा रही थी | एक कछुए ने उनकी इस काम में मदद की | कछुआ बहुत मेहनती था | मधुमक्खियों ने खुश होकर कछुए को एक थैली शहद भर कर दी | कछुआ जब अपने घर की ओर चलने लगा तब उसे एक सूखा पेड़ दिखा | उस पेड़ के नीचे कुछ लकड़ियां गिरी हुई थीं | उसने पेड़ के पास शहद रखा और लकड़ियां इकट्ठी करने लगा | इतनी ही देर में एक शरारती लंगूर ने शहद की थैली को उठा लिया | कछुए ने उससे अपनी थैली वापस मांगी पर लंगूर ने मना कर दिया | उसने कहा, “सड़क पर रखी चीज जिसको मिलती है वह उसकी हो जाती है” | यह सुनकर कछुए ने लंगूर की पूंछ पकड़ ली | कछुए ने कहा, “तुम्हारी पूंछ भी सड़क पर पड़ी थी, तो मैंने उठा ली | अब तुम्हारी पूंछ, मेरी हुई |”, यह कहकर कछुए ने लंगूर की पूंछ मुंह में दबा डाली | लंगूर दर्द से चीखने लगा | फिर दोनों न्याय के लिए शेर राजा के पास गए | शेर ने सोच विचार करके कहा, “अगर शहद लंगूर का हुआ, तो लंगूर की पूंछ कछुए की हुई | लंगूर की पूंछ काटो और कछुए को दे दो” यह सुनकर लंगूर डर गया | उसने शहद की थैली कछुए को लौटा दी और वहां से भाग गया |



इस कहानी से हमने यह सीखा कि जिस की चीज उसी को साजे |

The Red Raincoat

This is a story of a small boy Manu.

On Sunday, Manu's parents got him a red raincoat.

“Ma, may I wear it now?” asked Manu.

“No, my dear, the rains are near, but just now the sky is clear,” said Ma

Monday was bright and sunny.

“WILL it rain today, Mummy?” asked Manu.

“No Manu, not today. If you wear your raincoat, you will look quite funny!” said Ma.

On Tuesday, the sky was blue.

“Ma, WHEN will my wish come true?” asked Manu.

“Not today, my dear, there is just one white cloud in the sky!” said Ma.

Wednesday was hot.

Manu kept waiting all Thursday and Friday looking at the sky.

Finally!

Saturday began with a bang!

Badaboom!

“Ma, is that thunder I hear? Will it rain very soon?” asked Manu

And then at last, it started raining!

“Oh, it's raining, it's raining,” sang Manu, he wore his Red raincoat and ran out.



Moral:

This story teaches us to be patient, stay positive and be hopeful.

Post activities: Revision of days of week and Rainy season. Child will be asked questions related to both the concepts like

- Which day is today?
- How is the weather today?
- Which day comes after Tuesday ?
- Which day finally it rained?
- Who brought the Red Raincoat for Manu?

